

Zhaolong Integrated Cabling System

 **ZHAOLONG**

IMPRESSION OF ZHAOLONG

Zhaolong Interconnect (SZ.300913) was founded in 1993. It is a high-tech enterprise specializing in the design, manufacture and sales of data cables, special cables and connection products. It is a full-fledged member of China Communications Standards Association and a drafter of National Standards for Data cables.

The company has established close industry-university-research cooperation with well-known domestic universities and institutes, and established a scientific research and production base with Shanghai Electric Cable Research Institute, cooperated with Tsinghua University to conduct research on material processing technology, and also built a joint laboratory of signal integrity and electromagnetic compatibility with Zhejiang University.

The company has established provincial enterprise research institute, provincial enterprise technology center, provincial high-tech enterprise research and development center and other innovation platforms, which all provide strong technical support for product design and manufacturing. What's more, the R&D laboratory Testing Center has been recognized by China National Accreditation Service for Conformity Assessment (CNAS), and obtained the Laboratory qualification for the "Satellite Program" of Intertek. They also provide strong technical support for product design and manufacturing.

The company has passed the management system certification of ISO 9001, ISO 14001, ISO 45001 and IATF16949. The products have got various certifications such as the certificate of China Telecommunication Technology Labs(CTTL), UL of the United States, ETL of the United States, CE of the European Union, the Construction Products Regulation (CPR) and the certificate of EC and American Bureau of Shipping(ABS), etc. And all products comply with the directive requirements of the RoHS and REACH as well.

Since it established about 30 years ago, the company has been always working hard, accumulating every little achievement and then moving forward step by step. And the core technology and product development are closely following the evolution of Ethernet technology.

The products are exported to more than 100 countries and regions worldwide with a wide application in various fields such as 5G communication, Cloud Computing, Data centers, Enterprise Network, Industrial automation, IoV, Home automation, special environment (medical, wind energy, marine, rail transit, photovoltaic, nuclear power and Aerospace) and other fields.

Connecting to a bright future

CULTURE

Mission

Provide value for customers
Create wealth for society

Vision

To be the world's advanced design
and manufacture enterprise of
data cables, special cables and
connection products.

Value

Concentration Innovation Quality
Reliable Efficient Sustainable

Service Concept

With ceaseless creativity
Satisfying our customers

1993-Present Development Process

1993-2000

Founded in Deqing, Zhejiang, Zhaolong entered the voice communication field and with a country-wide business.

2001-2012

Stepped into the era of Gigabit network(CAT5e and CAT6)
Started the era of 10-Gigabit network(CAT6A, CAT7, CAT7A)
Entered the field of high-speed Switches and Servers in data centers(14G-NRZ, 28G-NRZ)
The products are exported to more than 100 countries and regions worldwide

2013-Present

2013-Reached international advanced level with developing the CAT8 data cable(40Gbps)
Expanded the High-speed Interconnect product to 56G-PAM4 and 112G-PAM4
Stable forefront in the export volume of data cables in China
Developed Industrial data communication cable, Signal control cable, Robotic cable and its assemblies
Stepped into the industrial field
Set up Shanghai Innovation and Marketing Center, Hangzhou Research Institute
Be listed on the Shenzhen Stock Exchange in December, 2020. (SZ.300913)

INNOVATION-DRIVEN DEVELOPMENT

Scientific Research Strength



Research and production base of Shanghai Electric Cable Research Institute



The Industry-university Cooperation base with Tsinghua University



The Hangzhou Research Institute of Zhejiang University - Zhaolong Interconnect



The Industry-University Cooperation base with Zhejiang University of Technology



The accredited Laboratory of CNAS



The Satellite Laboratory of Intertek



The Provincial Enterprise Research Institute of Zhejiang



The Provincial Enterprise Technology Center of Zhejiang

R&D Team


Over 100 people in the R&D team

Leading Experts:

The member of Optical and Cable Expert Committee of China, The senior member of IEEE(Institute of Electrical and Electronic Engineers), National Senior Engineer, Doctors and Masters from World-renowned universities


Cooperative Experts:

Fellow of IEEE, Experts of SECRI, Professors of famous universities, Experts of famous Research Institute




Development and Application of Materials

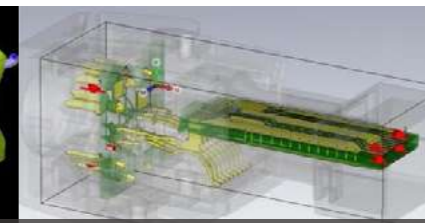
- High-frequency Cable conductor
- Copper Alloy Conductor
- Foamed insulation
- Fluoroplastics
- Flame Retardant Refractory
- Materials for Special environment
- Tape




Design and Simulation



Algorithm Development of computational electromagnetics



Electromagnetic simulation



Physical design

Laboratories

- Material Analysis Laboratory
- Environmental Simulation Laboratory
- High-frequency Transmission Laboratory
- Combustion Laboratory
- Complex Laboratory (Optical System Test)
- Complex Laboratory (Comprehensive Test of Mechanical Environment)
- Complex Laboratory(Transmission performance test)
- Mechanical Durability Laboratory
- System Application Laboratory



The Profession from the Devotion

The scale of production capacity

160,000 m²
of production base

1300
employees

4 million boxes of data cables a year

7 million connection components a year

100,000 kilometers
of special cables a year

500,000 kilometers
of microelectronic cables a year

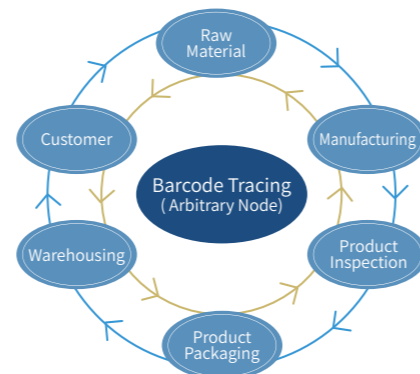


System Certification

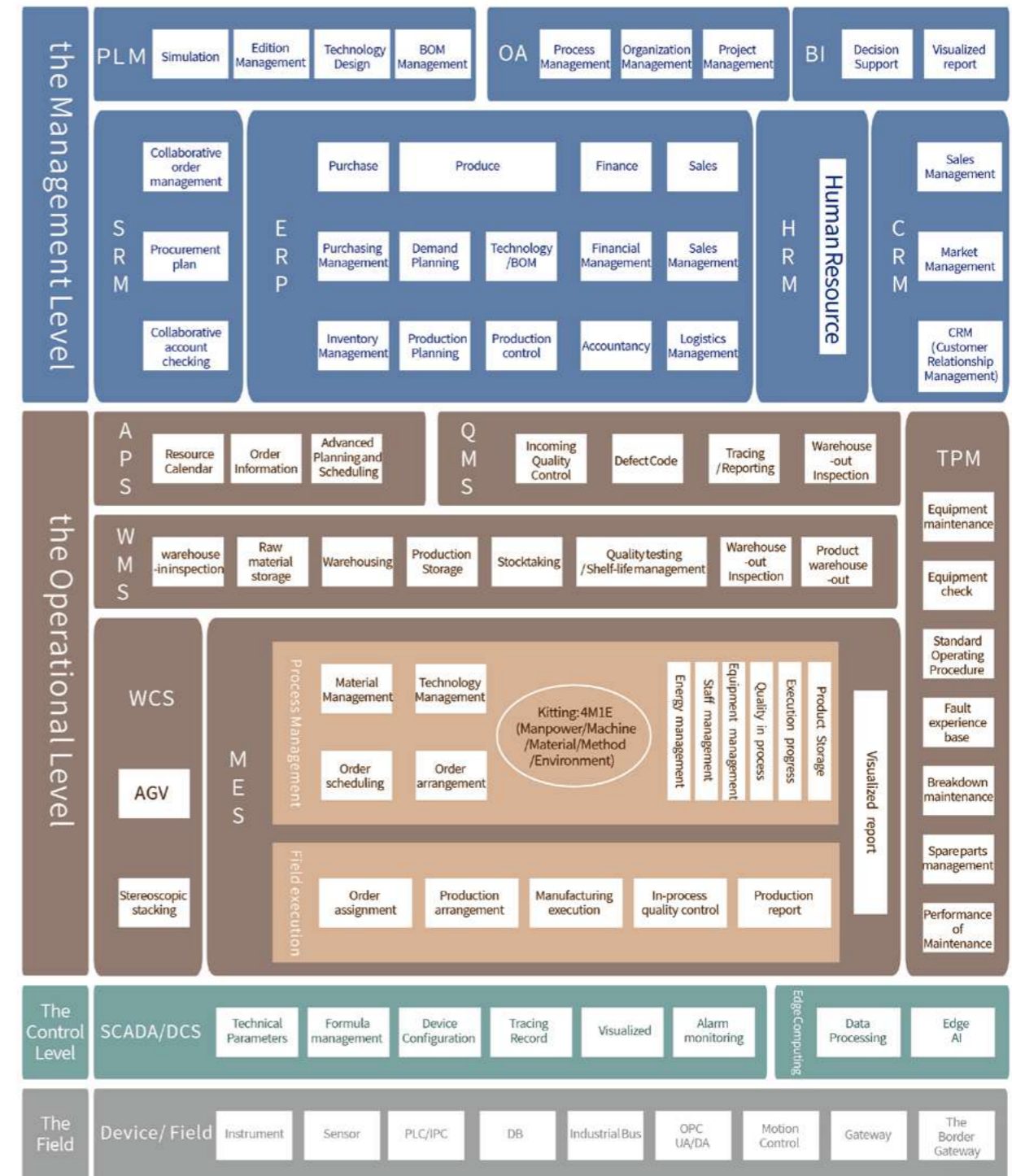


Product Barcode Traceability System

The company has realized the whole process of barcode tracing from original materials to products through the Barcode Traceability System. Information such as personnel, machine, time, original materials, products status and testing data can be found quickly and accurately. Meanwhile, the system has the functions of preventing errors and reducing false detection and leakage.

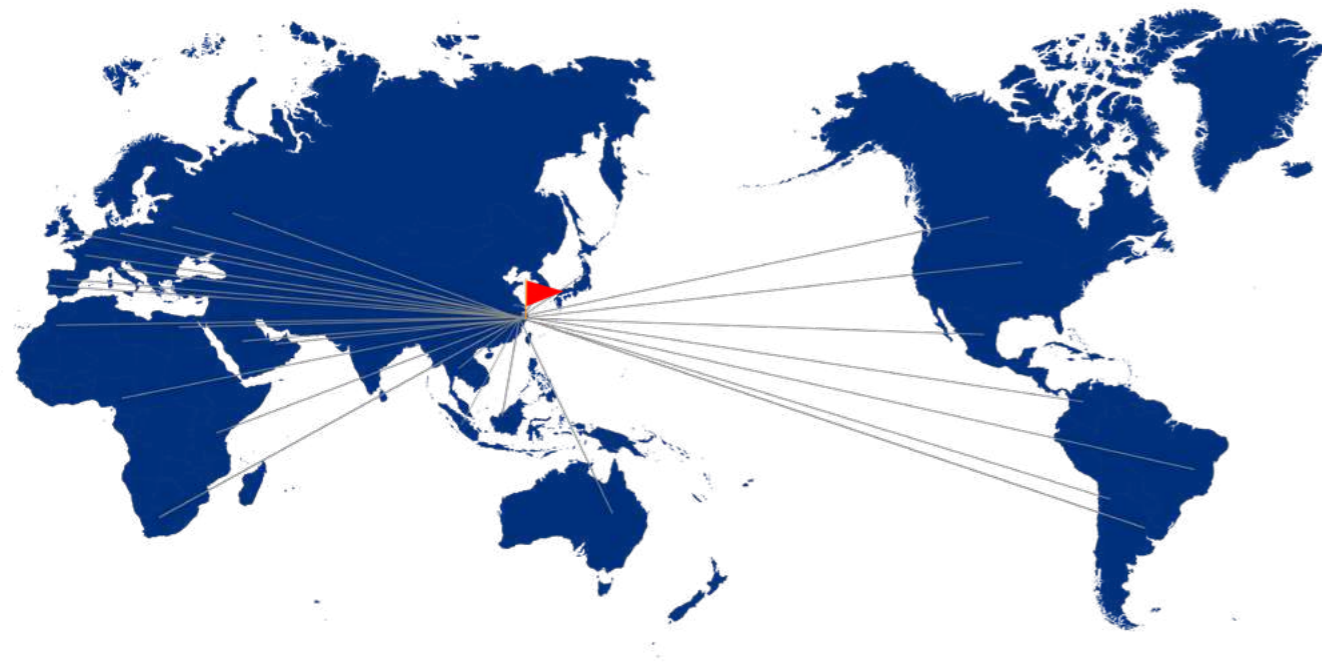


Digital, Automatic and Intelligent



GLOBAL MARKET

World-Sharing Top Chinese Quality



Customers Worldwide

Support for more than 100 countries and regions worldwide

Rank first in the export volume of data cables in China

In line with different standards and certification worldwide, and accumulate rich experience for product quality



Cabling System Solution

Category 8 Screened Cabling System	9
Category 7A Screened Cabling System	12
Category 7 Screened Cabling System	13
Category 6A Screened Cabling System	14
Category 6A Unscreened Cabling System	18
Category 6 Screened Cabling System	21
Category 6 Unscreened Cabling System	24
Category 5e Unscreened Cabling System	28
MPO Optical System	31
Optical System	34



CATEGORY 8 SCREENED CABLING SYSTEM



- Support PoE Type4 IoT application
- Various flame retardant solutions IEC 60332-1/IEC60332-3//UL/CPR


Category 8 Screened Cabling System

Category 8 LAN Cable



Features

Advanced shielding technology, National patents (CN105390207A, CN105355317A, CN105390212A). Designed for 25Gb/s and 40Gb/s Ethernet transmission with a highest frequency of 2000 MHz. Adopting high-quality copper material to ensure excellent properties of tensile and resistance. Optimizing the pitch technology of high-speed cable and production technology of skin-foam-skin insulation greatly improves the margin of transmission performance indicators such as crosstalk and return Loss, so that obtaining a higher transmission bandwidth. Products are also comply with the environmental requirements of REACH and RoHS.



Reference Standards

IEC 61156-9、ISO/IEC 11801-1、ANSI/TIA-568.2-D

Physical Parameters

Conductor	Solid Bare Copper/ 22AWG	Shielded	PIMF: Aluminum Foiled Overall Shield: Tinned copper
Insulation Materials	Skin-foam-skin Polythene		
Insulation Diameter	1.58 mm	Jacket Diameter	8.4mm
Jacket Material	Low Smoke Zero Halogen (LSZH)		
Operating Temperature	-30 °C ~ 60 °C		

Electrical Parameters (20°C)

Transmission Delay Skew	≤ 25 ns/100 m
NVP	78 %
Capacitive Unbalance to Earth	≤ 160 pF/100 m
DC Resistance	≤ 6.92 Ω/100 m
Unbalance of DC Resistance	≤ 2 %

Frequency MHz	Attenuation dB/30m Max.		Return Loss dB Min.		NEXT dB Min.		PS NEXT dB Min.		ACR-F dB Min.		PSACR-F dB Min.	
	Std.	Typ.	Std.	Typ.	Std.	Typ.	Std.	Typ.	Std.	Typ.	Std.	Typ.
1	3.0	0.64	19.0	24.5	65.0	79.4	62.0	76.4	65.0	78.1	62.0	75.1
4	3.0	1.12	19.0	24.5	63.8	66.1	60.5	63.1	59.9	72.0	56.9	69.0
8	3.0	1.63	19.0	24.5	58.9	63.6	55.6	55.9	53.9	67.6	50.9	64.3
10	3.0	1.82	19.0	24.2	57.3	63.1	54.0	54.3	52.0	61.5	49.0	58.5
16	3.0	2.16	18.0	24.2	53.9	59.5	50.6	51.9	47.9	57.5	44.9	54.5
20	3.0	2.44	17.5	24.0	52.3	56.8	49.0	53.8	45.9	53.5	42.9	51.5
25	3.2	2.83	17.0	23.8	50.7	56.2	47.3	53.2	44.0	51.6	41.0	48.6
31.25	3.6	3.35	16.5	23.6	49.1	55.4	45.7	52.4	42.1	49.9	39.1	46.9
62.5	5.1	4.42	16.0	23.3	44.0	47.2	40.6	44.2	36.0	46.1	33.0	43.1
100	6.5	5.94	16.0	23.1	40.5	44.8	37.1	41.8	32.0	39.0	29.0	36.0
200	9.3	8.42	14.3	21.8	35.3	39.0	31.9	36.0	25.9	33.0	22.9	30.0
250	10.4	9.56	13.4	21.4	33.6	37.4	30.2	34.4	24.0	30.5	21.0	27.5
300	11.5	10.4	12.7	21.1	32.3	35.5	28.8	32.2	22.4	29.1	19.4	26.1
400	13.3	12.2	11.6	20.6	30.1	32.9	26.6	29.9	19.9	25.4	16.9	22.4
500	15.0	13.8	10.7	20.1	27.9	31.0	24.8	28.0	18.0	23.7	15.0	20.7
600	16.5	15.9	10.0	19.3	25.7	29.5	22.7	26.5	16.4	21.4	13.4	18.4
1000	22.0	20.4	8.0	15.5	19.3	25.9	16.5	22.9	12.0	16.2	9.0	13.2
1500	27.7	26.6	8.0	13.7	13.9	21.4	11.2	18.4	8.4	15.8	5.4	12.8
2000	32.7	31.9	8.0	12.0	9.8	19.1	7.3	16.1	5.9	13.4	2.9	10.4

Part No.	Description	Packing
ZPrC8SF4HF	S/FTP CAT8 2000MHz 4PR 22AWG LSZH (IEC 60332-1)	305m/Drum

*For relevant product selection, please contact the sales department

Category 8 Screened Cabling System

Category 8 Module

Features

PCB adopts optimized compensation design scheme to get a higher margin
Tool-less termination, convenient and fast
360° full shielding to ensure the shielding performance of the product
Environment-friendly materials, in accordance with REACH and RoHS requirements



Reference standards

IEC 60603-7、ISO/IEC 11801-1、ANSI/TIA-568.2-D

Materials

PIN	Phosphorus bronze, 50 μ" gilded
IDC reed	Phosphorus Bronze, 200 μ" tin plated
Plastic part	ABS + PC, In accordance with UL 94V-0

Physical parameters

Plug life	≥ 2500 times
Wiring life	≥ 250 times
Operating temperature	-20 °C ~ 60 °C
Storage temperature	-40 °C ~ 70 °C
Relative humidity	10 % ~ 90 %

Electrical parameters

Insulation Resistance	≥ 500 MΩ
Withstand Voltage	1000 V _{DC}
Direct Current	1.5 Amps
DC resistance	≤ 100 mΩ
Contact resistance	≤ 20 mΩ

Part No.	Description	Packing
ZK8SF180D	Cat 8 Toolless Unshielded Keystone Jack	1 pc/ bag

*For relevant product selection, please contact the sales department

Category 8 Field Terminated Modular Plug

Features

PCB adopts optimized compensation design scheme to get a higher margin
Tool-less termination, convenient and fast
360° full shielding to ensure the shielding performance of the product
Environment-friendly materials, in accordance with REACH and RoHS requirements



Reference standards

IEC 60603-7、ISO/IEC 11801-1、ANSI/TIA-568.2-D

Materials

PIN	Phosphorus bronze, 50 μ" gilded
IDC reed	Phosphorus Bronze, 200 μ" tin plated
Plastic parts	ABS + PC, In accordance with UL 94V-0

Physical parameters

Plug life	≥ 2500 times
Wiring life	≥ 250 次
Operating temperature	-20 °C ~ 60 °C
Storage temperature	-40 °C ~ 70 °C
Relative humidity	10 % ~ 90 %

Electrical parameters

Insulation Resistance	≥ 500 MΩ
Withstand Voltage	1000 V _{DC}
Direct Current	1.5 Amps
DC resistance	≤ 100 mΩ
Contact resistance	≤ 20 mΩ

Part No.	Description	Packing
ZPLUG-S8	Cat 8 Toolless Shielded Plug	1 pc/ bag


*For relevant product selection, please contact the sales department

Category 7A Screened Cabling System

Category 7A LAN Cable



Copper material to ensure excellent properties of tensile and resistance. Optimizing the pitch technology of high-speed cable and production technology of skin-foam-skin insulation greatly improves the margin of transmission performance indicators such as crosstalk and return Loss, so that obtaining a higher transmission bandwidth. Products are also comply with the environmental requirements of REACH and RoHS.



Reference Standards

IEC 61156-5、ISO/IEC 11801-1、ANSI/TIA-568.2-D

Physical Parameters

Conductor	Solid Bare Copper/ 23 AWG	Shielded	PIMF: Aluminum Foiled Overall Shield: Tinned copper
Insulation Materials	Skin-foam-skin Polythene		
Insulation Diameter	1.33 mm	Jacket Diameter	7.6 mm
Jacket Material	Low Smoke Zero Halogen (LSZH)		
Operating Temperature	-20 °C ~ 60 °C		

Electrical Parameters (20°C)

Transmission Delay Skew	≤ 25 ns/100 m
NVP	74%
Capacitive Unbalance to Earth	≤ 330pF/100 m
DC Resistance	≤ 9.38 Ω/100 m
Unbalance of DC Resistance	≤ 2 %

Frequency MHz	Attenuation dB/100m Max.	Return Loss dB Min.	NEXT dB Min.	PS NEXT dB Min.	ACR-F dB Min.	PSACR-F dB Min.
1	—	20.0	78.0	75.0	78.0	75.0
4	3.74	23.0	78.0	75.0	78.0	75.0
8	5.24	24.5	78.0	75.0	75.9	72.9
10	5.86	25.0	78.0	75.0	74.0	71.0
16	7.41	25.0	78.0	75.0	69.9	66.9
20	8.29	25.0	78.0	75.0	68.0	65.0
25	9.29	24.3	78.0	75.0	66.0	63.0
31.25	10.41	23.6	78.0	75.0	64.1	61.1
62.5	14.88	21.5	75.5	72.5	58.1	55.1
100	19.02	20.1	72.4	69.4	54.0	51.0
150	23.56	18.9	69.8	66.8	50.2	47.2
200	27.47	18.0	67.9	64.9	48.0	45.0
250	30.97	17.3	66.4	63.4	46.0	43.0
300	34.19	17.3	65.2	62.2	44.5	41.5
600	50.10	17.3	60.7	57.7	38.4	35.4
700	54.63	14.32	59.7	56.7	37.1	34.1
1000	66.93	13.1	57.3	54.4	34.0	31.0


*For relevant product selection, please contact the sales department

Category 7 Screened Cabling System

Category 7 LAN Cable



Copper material to ensure excellent properties of tensile and resistance. Optimizing the pitch technology of high-speed cable and production technology of skin-foam-skin insulation greatly improves the margin of transmission performance indicators such as crosstalk and return Loss, so that obtaining a higher transmission bandwidth. Products are also comply with the environmental requirements of REACH and RoHS.



Reference Standards

IEC 61156-5、ISO/IEC 11801-1、ANSI/TIA-568.2-D

Physical Parameters

Conductor	Solid Bare Copper/ 23 AWG	Shielded	PIMF: Aluminum Foiled Overall Shield: Tinned copper
Insulation Materials	Skin-foam-skin Polythene		
Insulation Diameter	1.33 mm	Jacket Diameter	7.6 mm
Jacket Material	Low Smoke Zero Halogen (LSZH)		
Operating Temperature	-20 °C ~ 60 °C		

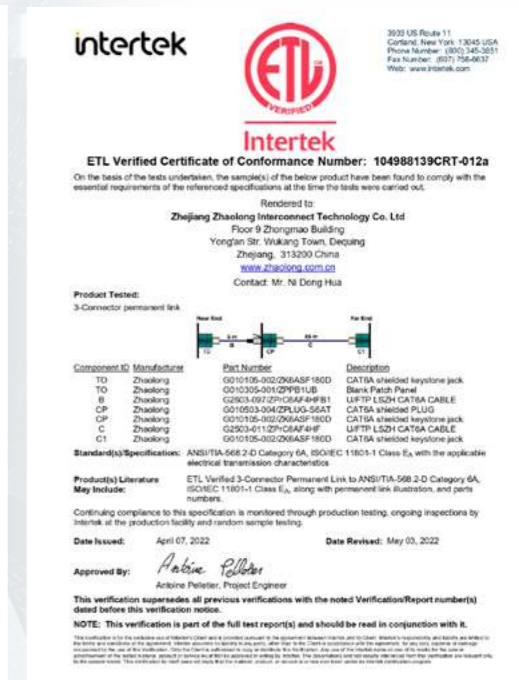
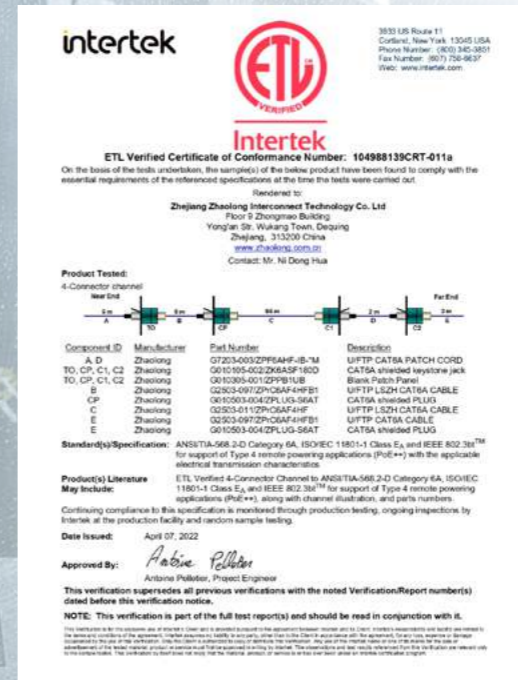
Electrical Parameters (20°C)

Transmission Delay Skew	≤ 25 ns/100 m
NVP	74%
Capacitive Unbalance to Earth	≤ 330pF/100 m
DC Resistance	≤ 9.38 Ω/100 m
Unbalance of DC Resistance	≤ 2%

Frequency MHz	Attenuation dB/100m Max.	Return Loss dB Min.	NEXT dB Min.	PS NEXT dB Min.	ACR-F dB Min.	PSACR-F dB Min.
1	—	20	78	75	78	75
4	3.74	23	78	75	78	75
8	5.24	24.5	78	75	75.9	72.9
10	5.86	25	78	75	74	71
16	7.41	25	78	75	69.9	66.9
20	8.29	25	78	75	68	65
25	9.29	24.3	78	75	66	63
31.25	10.41	23.6	78	75	64.1	61.1
62.5	14.88	21.5	75.5	72.5	58.1	55.1
100	19.02	20.1	72.4	69.4	54	51
150	23.56	18.9	69.8	66.8	50.2	47.2
200	27.47	18	67.9	64.9	48	45
250	30.97	17.3	66.4	63.4	46	43
300	34.19	17.3	65.2	62.2	44.5	41.5
600	45.3	17.3	60.7	57.7	38.4	35.4

*For relevant product selection, please contact the sales department

Category 6A Screened Cabling System



- 4-connector 100m-channel cabling system has the third-party certificate, with great transmission performance.
- Excellent EMI performance
- Support PoE Type4 IoT application 90W load, 10Gb/s transmission Throughput, latency, frame Loss rate meet requirements
- Various flame retardant solutions IEC 60332-1/IEC60332-3/UL/CPR

Category 6_A Screened Cabling System


Category 6_A Screened LAN Cable



Features

Adopt high-quality copper material to ensure excellent tensile and electrical performance. Optimizing the pitch technology of line pair and production technology of skin-foam-skin insulation greatly improves the margin of transmission performance indicators such as crosstalk and return Loss, so that obtaining a higher transmission bandwidth.

Environment-friendly materials, in accordance with REACH and RoHS requirements



Reference Standards

IEC 61156-5, ISO/IEC 11801-1, GB/T 18015.5, ANSI/TIA-568.2-D

Physical Parameters

Conductor	Solid Bare Copper/ 23 AWG	Shielded	PIMF: F/FTP U/FTP
Insulation Materials	Skin-foam-skin Polythene		
Insulation Diameter	1.30 mm	Jacket Diameter	7.0 mm
Jacket Material	Low Smoke Zero Halogen (LSZH)		
Operating Temperature	-30 °C ~ 60 °C		

Electrical Parameters (20°C)

Transmission Delay Skew	≤ 45 ns/100 m
NVP	74 %
DC Resistance	≤ 9.38 Ω/100 m
Unbalance of DC Resistance	≤ 5 %
Capacitive Unbalance to Earth	≤ 330 pF/100 m

Frequency MHz	Attenuation dB/100m Max.	Return Loss dB Min.	NEXT dB Min.	PS NEXT dB Min.	ACR-F dB Min.	PSACR-F dB Min.
1	—	20.0	74.3	72.3	67.8	64.8
4	3.8	23.0	65.3	63.3	55.8	52.8
10	5.9	25.0	59.3	57.3	47.8	44.8
16	7.5	25.0	56.2	54.2	43.7	40.7
20	8.4	25.0	54.8	52.8	41.8	38.8
31.25	10.5	23.6	51.9	49.9	37.9	34.9
62.5	15.0	21.5	47.4	45.4	31.9	28.9
100	19.1	20.1	44.3	42.3	27.8	24.8
200	27.6	18.0	39.8	37.8	21.8	18.8
250	31.1	17.3	38.3	36.3	19.8	16.8
350	34.3	16.8	37.1	35.1	18.3	15.3
500	45.3	15.2	33.8	31.8	13.8	10.8

Part No.	Description	Packing	Colour
ZPrC6AF4HF	U/FTP CAT6A 500MHz 4PR 23AWG LSZH (IEC 60332-1)	305m/Drum	Blue
ZPrC6AF4HF3A	U/FTP CAT6A 500MHz 4PR 23AWG LSZH (IEC 60332-3-22)	305m/Drum	Purple
ZPrC6AF4HFB1	U/FTP CAT6A 500MHz 4PR 23AWG LSZH (B1-d0,t0,a1)	305m/Drum	Purple

*For relevant product selection, please contact the sales department

Category 6_A Screened Cabling System

Category 6_A Screened Module



Features

Supporting applications of 10 Gb/s

PCB adopts optimized compensation design scheme to get a higher margin

Elastic dust-proof door, effectively avoid foreign objects from entering

Tool-less termination for convenience

360° full shielding to ensure the shielding performance of the product

Environment-friendly materials, in accordance with REACH and RoHS requirements



Reference Standards

IEC 60603-7, ISO/IEC 11801-1, YD/T 926.3, ANSI/TIA-568.2-D

Materials

PIN	Phosphorus bronze, 50 μ" gilded
IDC reed	Phosphorus Bronze, 200 μ" tin plated
Plastic parts	ABS + PC, In accordance with UL 94V-0
Module Layer	Zinc alloy, Nickel plating

Physical parameters

Plug life	≥ 2500 times
Wiring life	≥ 250 times
Operating temperature	-20 °C ~ 60 °C
Storage temperature	-40 °C ~ 70 °C
Relative humidity	10 % ~ 90 %

Electrical parameters

Insulation Resistance	≥ 500 MΩ
Withstand Voltage	1000 V _{DC}
DC Resistance	≤ 100 mΩ
Contact Resistance	≤ 20 mΩ

Part No.	Description	Packing
ZK6ASF180D	Cat 6A Toolless Shielded RJ45 Keystone Jack	1 pc/ bag

*For relevant product selection, please contact the sales department

Category 6_A Field Terminated Modular Plug

Features

Supporting applications of 10 Gb/s

PCB adopts optimized compensation design scheme to get a higher margin

Elastic dust-proof door, effectively avoid foreign objects from entering

Tool-less termination for convenience

360° full shielding to ensure the shielding performance of the product

Environment-friendly materials, in accordance with REACH and RoHS requirements



Reference Standards

IEC 60603-7, ISO/IEC 11801-1, YD/T 926.3, ANSI/TIA-568.2-D

Materials

PIN	Phosphorus bronze, 50 μ" gilded
IDC reed	Phosphorus Bronze, 200 μ" tin plated
Plastic parts	ABS + PC, In accordance with UL 94V-0
Module Layer	Zinc alloy, Nickel plating

Physical parameters

Plug life	≥ 2500 times
Wiring life	≥ 250 times
Operating temperature	-20 °C ~ 60 °C
Storage temperature	-40 °C ~ 70 °C
Relative humidity	10 % ~ 90 %

Electrical parameters

Insulation Resistance	≥ 500 MΩ
Withstand Voltage	1000 V _{DC}
DC Resistance	≤ 100 mΩ
Contact Resistance	≤ 20 mΩ

Part No.	Description	Packing
ZPLUG-S6AT	Cat 6A Toolless Shielded Plug (With pull-tab)	1 pc/ bag

*For relevant product selection, please contact the sales department

*Down compatible with CAT6A unshielded, CAT6, CAT5e

Category 6A Screened Cabling System

Category 6A Screened Patch Cord



Features

High-quality PC crystal head for excellent mechanical properties
 Gradient integrated injection molding, firm and reliable
 Shielded and wrapped with crystal head shell, reliable grounding
 Quality Assured with 100% Testing
 Environment-friendly materials, in accordance with REACH and RoHS requirements



Reference Standards

IEC 61935-2, ISO/IEC 11801-1, YD/T 926.3, ANSI/TIA-568.2-D

Materials

Crystal Head	PC
PIN	Phosphorus bronze, 50 μ" gilded
Jacket Material	Low Smoke Zero Halogen (LSZH)

Physical Diameters

Plug life	≥ 2500 times
Operating Temperature	-20 °C ~ 60 °C
Storage temperature	-40 °C ~ 70 °C
Relative Humidity	10 % ~ 90 %

Electrical Diameters

Insulation Resistance	≥ 500 MΩ
Withstand Voltage	1000 V _{DC}
Contact Resistance	≤ 20 mΩ

Part No.	Description	Packing	Colour
ZPF6APHF-IB-*M	U/FTP CAT6A 4PR 26AWG LSZH (IEC 60332-1) RJ45 Patch Cord, *M	1 pc/ bag	Blue

*For relevant product selection, please contact the sales department

Category 6A Screened Ultra-slim Patch Cord



Features

High-quality PC crystal head for excellent mechanical properties
 Gradient integrated injection molding, firm and reliable
 Shielded and wrapped with crystal head shell, reliable grounding
 Quality Assured with 100% Testing
 Environment-friendly materials, in accordance with REACH and RoHS requirements



Reference Standards

IEC 61935-2, ISO/IEC 11801-1, YD/T 926.3, ANSI/TIA-568.2-D

Materials

Crystal Head	PC
PIN	Phosphorus bronze, 50 μ" gilded
Jacket Material	Low Smoke Zero Halogen (LSZH)

Physical Diameters

Plug life	≥ 2500 times
Operating Temperature	-20 °C ~ 60 °C
Storage temperature	-40 °C ~ 70 °C
Relative Humidity	10 % ~ 90 %

Electrical Diameters

Insulation Resistance	≥ 500 MΩ
Withstand Voltage	1000 V _{DC}
Direct Current	1.5 Amps
DC resistance	≤ 100 mΩ
Contact resistance	≤ 20 mΩ

Part No.	Description	Packing	Colour
M-ZPF6AHF-IB-*M	U/FTP CAT6A 4PR 30AWG LSZH (IEC 60332-1) RJ45 Patch Cord, *M	1 pc/ bag	Blue

*For relevant product selection, please contact the sales department

*Represents length

Category 6A Unscreened Cabling System



- 4-connector 100m-channel cabling system has the third-party certificate, with great transmission performance.
- Support PoE Type4 IoT application
- Various flame retardant solutions IEC 60332-1/IEC60332-3/UL/CPR


Category 6_A Unscreened Cabling System

Category 6_A Unscreened LAN Cable



Features

Adopt high-quality copper material to ensure excellent tensile and electrical performance. Optimized design of the cable pitch technology greatly improves the margin of transmission performance indicators such as crosstalk and return Loss, so that obtaining a higher transmission bandwidth.
Pass the alien crosstalk test with adopting unique design technology of cable structure
Environment-friendly materials, in accordance with REACH and RoHS requirements



Reference Standards

IEC 61156-5、ISO/IEC 11801-1、GB/T 18015.5、ANSI/TIA-568.2-D

Physical Parameters

Conductor	Solid Bare Copper/ 23 AWG	Jacket Materials	Low Smoke Zero Halogen (LSZH)
Insulation materials	High Density Polyethylene HDPE	Operating Temperature	-30 °C ~ 60 °C
Insulation diameters	1.12mm	Jacket Diameters	7.2mm

Electrical Parameters (20°C)

Transmission Delay Skew	≤ 45 ns/100 m
NVP	74 %
DC Resistance	≤ 9.38 Ω/100 m
Unbalance of DC Resistance	≤ 5 %

Frequency MHz	Attenuation dB/100m Max.	Return Loss dB Min.	NEXT dB Min.	PS NEXT dB Min.	ACR-F dB Min.	PSACR-F dB Min.
1	2.1	20.0	74.3	72.3	67.8	64.8
4	3.8	23.0	65.3	63.3	55.8	52.8
10	5.9	25.0	59.3	57.3	47.8	44.8
16	7.5	25.0	56.2	54.2	43.7	40.7
20	8.4	25.0	54.8	52.8	41.8	38.8
31.25	10.5	23.6	51.9	49.9	37.9	34.9
62.5	15.0	21.5	47.4	45.4	31.9	28.9
100	19.1	20.1	44.3	42.3	27.8	24.8
200	27.6	18.0	39.8	37.8	21.8	18.8
250	31.1	17.3	38.3	36.3	19.8	16.8
350	34.3	16.8	37.1	35.1	18.3	15.3
500	45.3	15.2	33.8	31.8	13.8	10.8

Part No.	Description	Packing	Colour
ZPrC6AU4HFA	U/UTP CAT6A 500MHz 4PR 23AWG LSZH (IEC 60332-1)	305m/Drum	Blue

*For relevant product selection, please contact the sales department

Category 6_A Unscreened Cabling System

Category 6_A Unscreened Module



Features

PCB adopts optimized compensation design scheme to get a higher margin
Elastic dust-proof door, effectively avoid foreign objects from entering
Tool-less termination for convenience
Environment-friendly materials, in accordance with REACH and RoHS requirements



Reference Standards

IEC 60603-7、ISO/IEC 11801-1、YD/T 926.3、ANSI/TIA-568.2-D

Materials

PIN	Phosphorus bronze, 50μ" gilded
IDC reed	Phosphorus Bronze, 200μ" tin plated
Plastic part	ABS + PC, In accordance with UL 94V-0

Physical Parameters

Plug life	≥ 2500 times
Wiring life	≥ 250 times
Operating temperature	-20 °C ~ 60 °C
Storage temperature	-40 °C ~ 70 °C
Relative humidity	10 % ~ 90 %

Electrical Parameters

Insulation Resistance	≥ 500 MΩ
Withstand Voltage	1000 V _{DC}
Direct Current	1.5 Amps
DC resistance	≤ 100 mΩ
Contact resistance	≤ 20 mΩ

Part No.	Description	Packing
ZK6ASU180D	Cat 6A Toolless Unshielded Keystone Jack	1 pc/ bag

*For relevant product selection, please contact the sales department

Category 6_A Unscreened Patch Cord



Features

High-quality PC crystal head for excellent mechanical properties
Quality Assured with 100% Testing
Environment-friendly materials, in accordance with REACH and RoHS requirements



Reference Standards

IEC 61935-2、ISO/IEC 11801-1、YD/T 926.3、ANSI/TIA-568.2-D

Materials

Crystal Head	PC
PIN	Phosphorus bronze, 50 μ" gilded
Jacket Material	Low Smoke Zero Halogen (LSZH)

Physical Parameters

Plug life	≥ 2500 times
Operating Temperature	-20 °C ~ 60 °C
Storage Temperature	-40 °C ~ 70 °C
Relative Humidity	10 % ~ 90 %

Electrical Parameters

Insulation Resistance	≥ 500 MΩ
Withstand Voltage	1000 V _{DC}
Contact Resistance	≤ 20 mΩ

Part No.	Description	Packing	Colour
ZPU6AHF-IB-T-*M	U/UTP CAT6A 4PR 26AWG LSZH (IEC 60332-1) RJ45 Patch Cord, *M	1 pc/ bag	Blue

*For relevant product selection, please contact the sales department

Category 6 Screened Cabling System




- Excellent EMI performance
- Support PoE Type4 IoT application
- Various flame retardant solutions IEC 60332-1/IEC60332-3/UL/CPR

Category 6 Screened Cabling System

Category 6 Screened LAN Cable    

Features:

The use of high-quality copper material ensures the excellent tensile performance and resistance performance of the product; the optimally designed cable pitch technology greatly improves the margin of transmission performance indicators such as crosstalk and return Loss, and obtains a higher transmission bandwidth. Pass the authoritative third-party testing agency, support 250MHz bandwidth test Uses environmentally friendly materials and meets UL, REACH, and RoHS requirements



Reference Standards

IEC 61156-5、ISO/IEC 11801-1、GB/T18015.5、ANSI/TIA-568.2-D

Physical Parameters:

Conductor	23AWG solid bare copper	Overall Shield	Aluminum Foil
Insulation Material	High Density Polyethylene HDPE		
Insulation diameter	1.12mm	Jacket diameter	7.4 mm
Jacket Material	Low Smoke Zero Halogen (LSZH)		
Operating temperature	-30 °C ~ 60 °C		

Electrical Parameters (20°C)

Transmission delay skew	≤ 45 ns/100 m
NVP	69 %
Capacitance	≤ 5.6 nf/100 m
DC resistance	≤ 9.38 Ω/100 m
DC resistance unbalance	≤ 5 %
Unbalanced capacitance to ground	≤ 330 pf/100 m

Frequency MHz	Attenuation dB/100m Max.	RL dB Min.	NEXT dB Min.	PS NEXT dB Min.	ACR-F dB Min.	PSACR-F dB Min.
1	—	20.0	74.3	72.3	67.8	64.8
4	3.78	23.0	65.3	63.3	55.8	52.8
10	5.95	25.0	59.3	57.3	47.8	44.8
16	7.55	25.0	56.2	54.2	43.7	40.7
20	8.47	25.0	54.8	52.8	41.8	38.8
31.25	10.67	23.6	51.9	49.9	37.9	34.9
62.5	15.38	21.5	47.4	45.4	31.9	28.9
100	19.8	20.1	44.3	42.3	27.8	24.8
200	28.98	18.0	39.8	37.8	21.8	18.8
250	32.85	17.3	38.3	36.3	19.8	16.8

Part No.	Description	Packing	Colour
ZPrC6F4HF	F/UTP CAT6 250MHZ 4PR 23AWG LSZH (IEC 60332-1)	305m/Drum	Blue

*For relevant product selection, please contact the sales department

Category 6 Screened Cabling System

Category 6 Screened Module



Features

PCB adopts optimized compensation design scheme, higher margin
Tool-free termination, convenient and fast
The shell is fully shielded at 360° to ensure the shielding performance of the product
Uses environmentally friendly materials and meets UL, REACH, and RoHS requirements

Reference Standards

IEC 60603-7, ISO/IEC 11801-1, YD/T 926.3, ANSI/TIA-568.2-D

Materials

PIN	Phosphor bronze, 50 μ" gold plated
IDC reed	Phosphor bronze, tinned 200 μ"
Plastic part	ABS+PC, comply with UL 94V-0
Module Layer	Zinc alloy, nickel plated

Physical Parameters

Plug life	≥ 2500 times
Wiring life	≥ 250 times
Operating temperature	-20 °C ~ 60 °C
Storage temperature	-40 °C ~ 70 °C
Relative humidity	10 % ~ 90 %

Electrical Parameters

Insulation resistance	≥ 500 MΩ
Withstand voltage	1000 V _{DC}
Direct Currentt	1.5 Amps
DC resistance	≤ 100 mΩ
Contact resistance	≤ 20 mΩ

Part No.	Description	Packing
ZK6SF180D	Cat 6 Toolless Shielded Keystone Jack	1 pc/ bag

*For relevant product selection, please contact the sales department

Category 6 Screened Patch Cord



Features

High quality PC crystal head, excellent mechanical properties
Gradient transparent boot, firm and reliable
Crystal head shell shielding package, reliable grounding; 100% tested, quality assurance
Uses environmentally friendly materials and meets UL, REACH, and RoHS requirements

Reference Standards

IEC 61935-2, ISO/IEC 11801-1, YD/T 926.3, ANSI/TIA-568.2-D

Materials

Crystal head	PC
PIN	Phosphor bronze, 50 μ" gold plated
Jacket material	Low Smoke Zero Halogen (LSZH)

Physical Parameters

Plug life	≥ 2500 times
Operating temperature	-20 °C ~ 60 °C
Storage temperature	-40 °C ~ 70 °C
Relative humidity	10 % ~ 90 %

Electrical Parameters

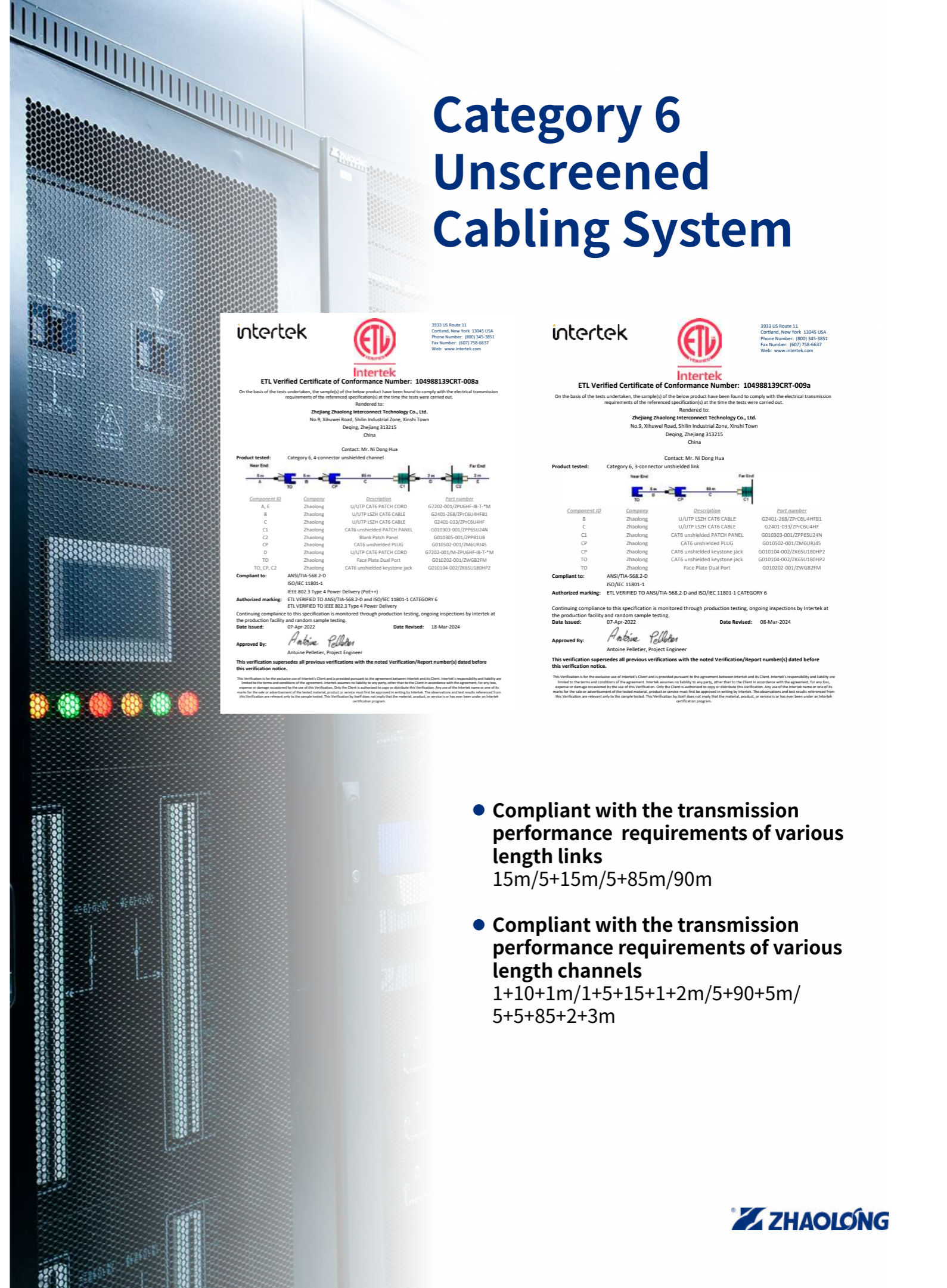
Insulation resistance	≥ 500 MΩ
Withstand voltage	1000 V _{DC}
Contact resistance	≤ 20 mΩ

Part No.	Description	Packing	Colour
ZPF6HF-IB-T-*M	F/UTP CAT6 4PR 26AWG LSZH (IEC 60332-1) RJ45 Patch Cord, *M	1 pc/ bag	Blue

*For relevant product selection, please contact the sales department

*Represents length

Category 6 Unscreened Cabling System



intertek 3933 US Route 11
Cortland, New York 13045 USA
Phone Number: (800) 345-3853
Fax Number: (607) 758-6637
Web: www.intertek.com

ETL Verified Certificate of Conformance Number: 104988139CRT-008a

On the basis of the tests undertaken, the sample(s) of the below product have been found to comply with the electrical transmission requirements of the referenced specification(s) at the time the tests were carried out.

Rendered to:
Zhejiang Zhaolong Interconnect Technology Co., Ltd.
No.9, Xihuwei Road, Shilin Industrial Zone, Xinshi Town
Deqing, Zhejiang 313215
China

Contact: Mr. Ni Dong Hua

Product tested: Category 6, 4-conductor unshielded channel

Component ID	Company	Description	Part number
A, E	Zhaolong	U/UTP CAT6 PATCH CORD	G7202-002/ZP6GHF-IB-T-*M
B	Zhaolong	U/UTP LSZH CAT6 CABLE	G2401-268/ZP6C6U4HF1
C	Zhaolong	U/UTP LSZH CAT6 CABLE	G2401-033/ZP6C6U4HF
CL	Zhaolong	CAT6 unshielded PATCH PANEL	G010303-001/ZPP6SU24N
C2	Zhaolong	Blank Patch Panel	G010305-001/ZPP6LUB
CP	Zhaolong	CAT6 unshielded PLUG	G010502-001/ZM6URAS
D	Zhaolong	U/UTP CAT6 PATCH CORD	G7202-001/NA-2P6GHF-IB-T-*M
TO, CP, C2	Zhaolong	Face Plate Dual Port	G010202-001/ZW6R2FM
	Zhaolong	CAT6 unshielded keystone jack	G010104-002/ZK6SU180HP2

Compliant to: ANSI/TIA-568.2-D
ISO/IEC 11801-1
IEEE 802.3 Type 4 Power Delivery (PoE+)

Authorized marking: ETL VERIFIED TO ANSI/TIA-568.2-D and ISO/IEC 11801-1 CATEGORY 6
ETL VERIFIED TO IEEE 802.3 Type 4 Power Delivery

Continuing compliance to this specification is monitored through production testing, ongoing inspections by Intertek at the production facility and random sample testing.

Date issued: 07-Apr-2022 **Date Revised:** 18-Mar-2024

Approved By: Antoine Pelletier, Project Engineer

This verification supersedes all previous verifications with the noted Verification/Report number(s) dated before this verification notice.

This verification is for the exclusive use of Intertek's Client and is provided pursuant to the agreement between Intertek and its Client. Intertek's responsibility and liability are limited to the terms and conditions of the agreement. Intertek assumes no liability to any party, other than the Client, in accordance with the agreement, for any loss, expense or damage occasioned by the use of this verification. Only the Client is authorized to copy or distribute this verification. Any use of the Intertek name or one of its marks for the sale or advertisement of the tested material, product or service must first be approved in writing by Intertek. The observations and test results referenced from this verification are relevant only to the sample tested. This verification by itself does not imply that the material, product, or service is or has ever been under an Intertek verification program.

intertek 3933 US Route 11
Cortland, New York 13045 USA
Phone Number: (800) 345-3853
Fax Number: (607) 758-6637
Web: www.intertek.com

ETL Verified Certificate of Conformance Number: 104988139CRT-009a

On the basis of the tests undertaken, the sample(s) of the below product have been found to comply with the electrical transmission requirements of the referenced specification(s) at the time the tests were carried out.

Rendered to:
Zhejiang Zhaolong Interconnect Technology Co., Ltd.
No.9, Xihuwei Road, Shilin Industrial Zone, Xinshi Town
Deqing, Zhejiang 313215
China

Contact: Mr. Ni Dong Hua

Product tested: Category 6, 3-conductor unshielded link

Component ID	Company	Description	Part number
B	Zhaolong	U/UTP LSZH CAT6 CABLE	G2401-268/ZP6C6U4HF1
C	Zhaolong	U/UTP LSZH CAT6 CABLE	G2401-033/ZP6C6U4HF
CL	Zhaolong	CAT6 unshielded PATCH PANEL	G010303-001/ZPP6SU24N
CP	Zhaolong	CAT6 unshielded PLUG	G010502-001/ZM6URAS
CP	Zhaolong	CAT6 unshielded keystone jack	G010104-002/ZK6SU180HP2
TO	Zhaolong	CAT6 unshielded keystone jack	G010104-002/ZK6SU180HP2
TO	Zhaolong	Face Plate Dual Port	G010202-001/ZW6R2FM

Compliant to: ANSI/TIA-568.2-D
ISO/IEC 11801-1

Authorized marking: ETL VERIFIED TO ANSI/TIA-568.2-D and ISO/IEC 11801-1 CATEGORY 6

Continuing compliance to this specification is monitored through production testing, ongoing inspections by Intertek at the production facility and random sample testing.

Date issued: 07-Apr-2022 **Date Revised:** 08-Mar-2024

Approved By: Antoine Pelletier, Project Engineer

This verification supersedes all previous verifications with the noted Verification/Report number(s) dated before this verification notice.

This verification is for the exclusive use of Intertek's Client and is provided pursuant to the agreement between Intertek and its Client. Intertek's responsibility and liability are limited to the terms and conditions of the agreement. Intertek assumes no liability to any party, other than the Client, in accordance with the agreement, for any loss, expense or damage occasioned by the use of this verification. Only the Client is authorized to copy or distribute this verification. Any use of the Intertek name or one of its marks for the sale or advertisement of the tested material, product or service must first be approved in writing by Intertek. The observations and test results referenced from this verification are relevant only to the sample tested. This verification by itself does not imply that the material, product, or service is or has ever been under an Intertek verification program.

- Compliant with the transmission performance requirements of various length links
15m/5+15m/5+85m/90m

- Compliant with the transmission performance requirements of various length channels
1+10+1m/1+5+15+1+2m/5+90+5m/
5+5+85+2+3m


Category 6 Unscreened Cabling System

Category 6 Unscreened LAN Cable



Features

The use of high-quality copper materials to ensure excellent tensile properties and electrical resistance performance; Optimized design of high-speed cable pitch technology and high-speed cable production process. By authority Tripartite testing agency
Uses environmentally friendly materials and meets REACH and RoHS requirements



Reference Standards

IEC 61156-5、ISO/IEC 11801-1、GB/T 18015.5、ANSI/TIA-568.2-D

Physical Parameters

Conductor	23AWG solid bare copper
Insulation Material	High Density Polyethylene HDPE
Insulation diameter	0.98 mm
Jacket diameter	6.1 mm
Jacket Material	Low Smoke Zero Halogen (LSZH)
Operating temperature	- 30 °C ~ 60 °C

Electrical Parameters (20°C)

Transmission delay skew	≤ 45 ns/100 m
NVP	69 %
Capacitance	≤ 5.6 nF/100 m
DC resistance	≤ 9.38 Ω/100 m
DC resistance unbalance	≤ 5 %

Frequency MHz	Attenuation dB/100m Max.	Return Loss dB Min.	NEXT dB Min.	PS NEXT dB Min.	ACR-F dB Min.	PSACR-F dB Min.
1	2.03	20.0	74.3	72.3	67.8	64.8
4	3.78	23.0	65.3	63.3	55.8	52.8
10	5.95	25.0	59.3	57.3	47.8	44.8
16	7.55	25.0	56.2	54.2	43.7	40.7
20	8.47	25.0	54.8	52.8	41.8	38.8
31.25	10.67	23.6	51.9	49.9	37.9	34.9
62.5	15.38	21.5	47.4	45.4	31.9	28.9
100	19.80	20.1	44.3	42.3	27.8	24.8
200	28.98	18.0	39.8	37.8	21.8	18.8
250	32.85	17.3	38.3	36.3	19.8	16.8
500	48.9	15.2	33.8	31.8	13.5	10.8

Part No.	Description	Packing	Colour
ZPrC6U4HF	U/UTP CAT6 500MHz 4PR 23AWG LSZH (IEC 60332-1)	305m/Carton	Blue
ZPrC6U4HFB1	U/UTP CAT6 250MHz 4PR 23AWG LSZH (B1-d0,t0,a1)	305m/Drum	Purple

*For relevant product selection, please contact the sales department

Category 6 Unscreened Cabling System

Category 6 Unscreened Module



Features

PCB adopts optimized compensation design, high crosstalk margin
Support short link, support 6 connections
Tool-free termination, convenient and fast
Available in 8 colors to suit different needs
Uses environmentally friendly materials and meets UL, REACH, and RoHS requirements



Reference Standards

IEC 60603-7、ISO/IEC 11801-1、YD/T 926.3、ANSI/TIA-568.2-D

Materials

PIN	Phosphor bronze, 50 μ" gold plated
IDC reed	Phosphor bronze, tinned 200 μ"
Plastic part	ABS+PC, comply with UL 94V-0

Physical Parameters

Plug life	≥ 2500 times
Wiring life	≥ 250 times
Operating temperature	- 20 °C ~ 60 °C
Storage temperature	- 40 °C ~ 70 °C
Relative humidity	10 % ~ 90 %

Electrical Parameters

Insulation resistance	≥ 500 MΩ
Withstand voltage	1000 V _{DC}
DC resistance	≤ 100 mΩ
Contact resistance	≤ 20 mΩ

Part No.	Description	Packing
ZK6SU180HP2	Cat 6 Toolless Unshielded RJ45 Keystone Jack	1 pc/ bag

*For relevant product selection, please contact the sales department

Category 6 Unscreened Cabling System

Category 6 Unscreened Ultra-Slim Patch Cord



Features

High quality PC crystal head, excellent mechanical properties; 28AWG, OD 3.8mm
Gradient clear boot, beautiful and elegant; 100% tested, quality guaranteed
Uses environmentally friendly materials and meets UL, REACH, and RoHS requirements

Reference Standards

IEC 61935-2, ISO/IEC 11801-1, YD/T 926.3, ANSI/TIA-568.2-D

Materials

Crystal head	PC
PIN	Phosphor bronze, 50 μ" gold plated
Jacket material	Low Smoke Zero Halogen (LSZH)

Physical Parameters

Plug life	≥ 2500 times
Operating temperature	-20 °C ~ 60 °C
Storage temperature	-40 °C ~ 70 °C
Relative humidity	10 % ~ 90 %

Electrical Parameters

Insulation resistance	≥ 500 MΩ
Withstand voltage	1000 V _{DC}
Contact resistance	≤ 20 mΩ

Part No.	Description	Packing	Colour
M-ZPU6PHF-IB-*M	U/UTP CAT6 4PR 28AWG LSZH (IEC 60332-1) RJ45 Patch Cord, *M	1 pc/ bag	Blue

*For relevant product selection, please contact the sales department

Category 6 Unscreened Patch Cord



Features

High quality PC crystal head, excellent mechanical properties
Gradient clear boot, beautiful and elegant; 100% tested, quality guaranteed
Uses environmentally friendly materials and meets UL, REACH, and RoHS requirements

Reference Standards

IEC 61935-2, ISO/IEC 11801-1, YD/T 926.3, ANSI/TIA-568.2-D

Materials

Crystal head	PC
PIN	Phosphor bronze, 50 μ" gold plated
Jacket material	Low Smoke Zero Halogen (LSZH)

Physical Parameters

Plug life	≥ 2500 times
Operating temperature	-20 °C ~ 60 °C
Storage temperature	-40 °C ~ 70 °C
Relative humidity	10 % ~ 90 %

Electrical Parameters


Insulation resistance	≥ 500 MΩ
Withstand voltage	1000 V _{DC}
Direct Current	1.5 Amps
DC resistance	≤ 100 mΩ
Contact resistance	≤ 20 mΩ

Part No.	Description	Packing	Colour
ZPU6HF-IB-T-*M	U/UTP CAT6 4PR 24AWG LSZH (IEC 60332-1) RJ45 Patch Cord, *M	1 pc/ bag	Blue

*For relevant product selection, please contact the sales department

Category 5e Unscreened Cabling System

Category 5e Unscreened LAN Cable



Features:

The use of high-quality copper materials to ensure excellent tensile properties and electrical resistance performance; Optimized design of high-speed cable pitch technology and high-speed cable production process. By authority Tripartite testing agency
Uses environmentally friendly materials and meets REACH and RoHS requirements

Reference Standards

IEC 61156-5, ISO/IEC 11801-1, GB/T 18015.5, ANSI/TIA-568.2-D

Physical Parameters

Conductor	24 AWG solid bare copper	Jacket diameter	5.0 mm ±0.4 mm	Transmission delay skew	≤ 45 ns/100 m
Insulation material	High Density Polyethylene HDPE			NVP	69%
Insulation diameter	0.88 mm ± 0.05 mm	Operating temperature	-20 °C ~ 60 °C	Capacitance	≤ 5.6 nF/100 m
Jacket material	PVC			DC resistance	≤ 9.5 Ω/100 m
				DC resistance unbalance	≤ 5%

Frequency MHz	Attenuation dB/100m Max.	Return Loss dB Min.	NEXT dB Min.	PS NEXT dB Min.	ACR-F dB Min.	PSACR-F dB Min.
1	2.0	20.0	65.3	62.3	63.8	60.8
4	4.1	23.0	56.3	52.3	51.8	48.8
8	5.8	24.5	51.8	48.8	45.7	42.7
10	6.5	25.0	50.3	47.3	43.8	40.8
16	8.2	25.0	47.2	44.4	39.7	36.7
20	9.3	25.0	45.8	42.8	37.8	34.8
25	10.4	24.3	44.3	41.3	35.8	32.8
31.25	11.7	23.6	42.9	39.9	33.9	30.9
62.5	17.0	21.5	38.4	35.4	27.9	24.9
100	22.0	20.1	35.3	32.3	23.8	20.8

Part No.	Description	Packing	Colour
ZC5EU4PV	U/UTP CAT5E 100MHz 4PR 24AWG PVC	305m/ Carton	Grey

*For relevant product selection, please contact the sales department

Category 5e Unscreened Cabling System

Category 5e Unscreened Module



Features

PCB adopts optimized compensation design scheme, higher margin index
Uses environmentally friendly materials and meets REACH and RoHS requirements

Reference Standards

IEC 60603-7, ISO/IEC 11801-1, YD/T 926.3, ANSI/TIA-568.2-D



Materials

PIN	Phosphor bronze, 50 μ" gold plated
IDC reed	Phosphor bronze, tinned 200 μ"
Plastic part	ABS+PC, comply with UL 94V-0

Physical Parameters

Plug life	≥ 2500 times
Wiring life	≥ 250 times
Operating temperature	-20 °C ~ 60 °C
Storage temperature	-40 °C ~ 70 °C
Relative humidity	10 % ~ 90 %

Electrical Parameters

Insulation resistance	≥ 500 MΩ
Withstand voltage	1000 V _{DC}
DC resistance	≤ 100 mΩ
Contact resistance	≤ 20 mΩ

Part No.	Description	Packing
ZK5SU90	Cat 5e Unshielded RJ45 Keystone Jack (90°)	1 pc/ bag

*For relevant product selection, please contact the sales department

Category 5e Unscreened Patch Cord



Features

High quality PC crystal head, excellent mechanical properties
Gradient one-piece injection molding, firm and reliable
100% testing, quality assurance
Uses environmentally friendly materials and meets REACH and RoHS requirements

Reference Standards

IEC 61935-2, ISO/IEC 11801-1, YD/T 926.3, ANSI/TIA-568.2-D



Materials

Crystal Head	PC
PIN	Phosphor bronze, 50 μ" gold plated
Jacket material	PVC

Physical Parameters

Plug life	≥ 2500 times
Operating temperature	-20 °C ~ 60 °C
Storage temperature	-40 °C ~ 60 °C
Relative humidity	10 % ~ 90 %

Electrical Parameters

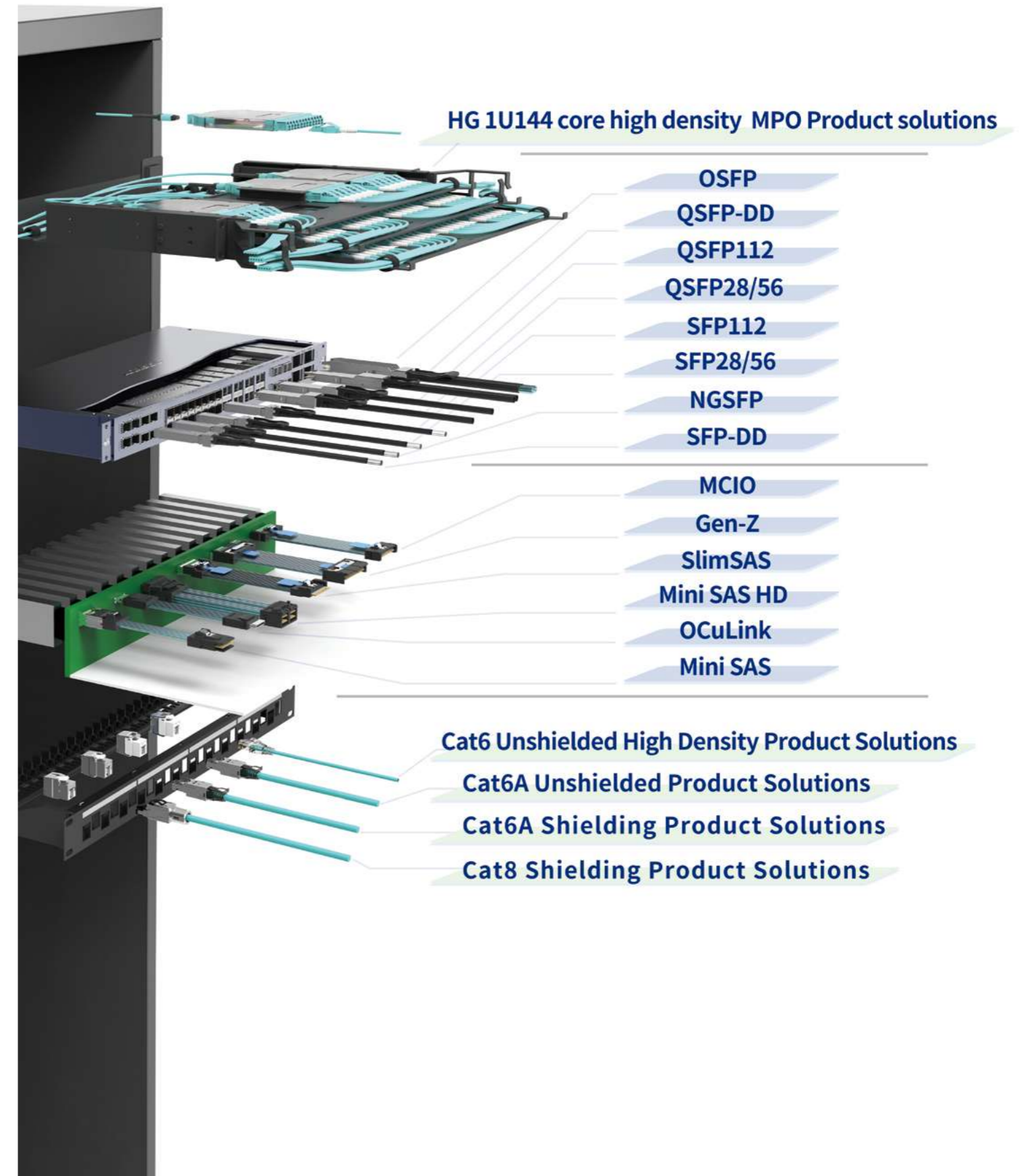
Insulation resistance	≥ 500 MΩ
Withstand voltage	1000 V _{DC}
Contact resistance	≤ 20 mΩ

Part No.	Description	Packing	Colour
ZPU5ECM-T-*M	U/UTP CAT5E 4PR 26AWG PVC (CM) RJ45 Patch Cord, *M	1 pc/ bag	Grey

*For relevant product selection, please contact the sales department

*Represents the number of meters

CLOUD, EDGE, NETWORK, END TO END



MPO Optical System

MPO Trunk Cable/Patch Cord

Features

Support 10G/25G/40G/100G/200G/400G/800G Applications
 fiber options: OS2, OM3, OM4, OM5, Bend insensitive fibers
 Cable jacket options: LSZH, OFNR, OFNP
 Precise component in high reliability and Low Loss
 100% inspection with Ferrule 2D and 3D and optical performance
 Customized fiber counts up to 144fiber per cable.
 compliance of RoHS and REACH



Optical Performance

Parameters	Single-Mode	Multi Mode
Insertion Loss (Maximum)	≤ 0.70dB(Standard) ; ≤ 0.35dB(Low Loss)	
Return Loss	≥ 60dB	≥ 20dB

Physical Performance

Working Temperature	-20°C ~ 60°C (PVC)
	-30°C ~ 60°C (LSZH)
Storage Temperature	10% ~ 90%
Relative Humidity	10% ~ 90%

Part Number

Brand	Configuration	Connector	Fiber Counts Per MPO	Male or Female	Subunit Counts	Fiber	Jacket	Length Value	Unit
Z	T=trunk cable P=patchCord	M=MPO	4	FF=female to female FM=female to male MM=male to male	Blank=1	OS2 OM3 OM4 OM5	NR=OFNR NP=OFNP HF=LSZH HF3=LSZH (3C)	1~999	M_meter
		MT=MTP	8		2				
		LM=Low Loss MPO	12		3				
		LT=Low Loss MTP	16		4				
			24		6				
					8				
		12							

MPO-LC Fanout Cable

Features

Support 10G/25G/40G/100G/200G/400G/800G Applications
 fiber options: OS2, OM3, OM4, OM5, Bend insensitive fibers
 Cable jacket options: LSZH, OFNR, OFNP
 Precise component in high reliability and Low Loss
 100% inspection with Ferrule 2D and 3D and optical performance
 Customized fiber counts up to 144fiber per cable.
 compliance of RoHS and REACH



Optical Performance

Parameters	Single-Mode	Multi Mode
Insertion Loss (Maximum)	≤ 0.70dB(Standard MPO) ; ≤ 0.35dB(Low Loss MPO) ≤ 0.25dB(LC)	
Return Loss	≥ 60dB (MPO/APC)	≥ 20dB(MPO/PC)
	≥ 50dB (LC/UPC)	≥ 30dB(LC/UPC)

Physical Performance

Working Temperature	-20°C ~ 60°C (PVC)
	-30°C ~ 60°C (LSZH)
Storage Temperature	-40°C ~ 70°C
Relative Humidity	10% ~ 90%

Part Number

Brand	Configuration	MPO Connector	fiber counts per MPO	Male or Female	End B connector	fiber	Jacket	Length Value	Unit
Z	F=Fanout cable	M=MPO	4	F=female M=male	LC=LC Duplex SC=SC Duplex	OS2 OM3 OM4 OM5	NR=OFNR NP=OFNP HF=LSZH HF3=LSZH (3C)	1~999	M_meter
		MT=MTP	8						
		LM=Low Loss MPO	12						
		LT=Low Loss MTP	16						
			24						

MPO Optical System

HK MPO Fiber PANEL

Features:

High quality SPCC
 Modular designation for convenience of installation
 Sliding structure for convenience of maintenance
 High fiber volume up to 96LC maximum



Specification

Parameter	Specification
Dimension	482×385×44.5(mm)
Color	Black
Material	SPCC

Physical Performance

Working Temperature	-40°C ~ 70°C
Storage Temperature	-40°C ~ 70°C
Relative Humidity	10% ~ 90%

Part Number

Part Number	Description
ZM1HK	1U 19" HK MPO fiber panel, Sliding configuration, 4 slots, empty

HK MPO-LC Module

Features:

High quality PC module frame
 Transparent color
 Modular designation for convenience of installation
 Precise component in high reliability and Low Loss



Specification

Parameter	Specification
Dimension	33×101×152.2(mm)
Color	Transparent in black
Material	PC

Physical Performance

Working Temperature	-40°C ~ 70°C
Storage Temperature	-40°C ~ 70°C
Relative Humidity	10% ~ 90%

Optical Performance

Parameters	Single-Mode	Multi Mode	Return Loss	≥ 60dB (MPO/APC)	≥ 20dB(MPO/PC)
Insertion Loss (Maximum)	≤ 0.70dB(Standard MPO) ; ≤ 0.35dB(Low Loss MPO) ≤ 0.25dB(LC)				

Part Number

Part Number	Description
ZCM12LC12OS2HK	HK module, SM APC 12F MPO/Male-LC
ZCM12LC12OM3HK	HK module, OM3 UPC 12F MPO/Male-LC
ZCM12LC12OM4HK	HK module, OM4 UPC 12F MPO/Male-LC
ZCM12LC24OS2HK	HK module, SM APC 2*12F MPO/Male-LC
ZCM12LC24OM3HK	HK module, OM3 UPC 2*12F MPO/Male-LC
ZCM12LC24OM4HK	HK module, OM4 UPC 2*12F MPO/Male-LC
ZCM24LC24OS2HK	HK module, SM APC 24F MPO/Male-LC
ZCM24LC24OM3HK	HK module, OM3 UPC 24FMPO/Male-LC
ZCM24LC24OM4HK	HK module, OM4 UPC 24F MPO/Male-LC

MPO Optical System

HG MPO Fiber PANEL

Features

High quality SPCC
Modular designation for convenience of installation
Sliding structure for convenience of maintenance
High fiber volume up to 144LC maximum



Specification

Parameter	Specification
Dimension	482×455×44.5(mm)
Color	Black
Material	SPCC

Physical Performance

Working Temperature	-40°C ~ 70°C
Storage Temperature	-40°C ~ 70°C
Relative Humidity	10% ~ 90%


Part Number

Part Number	Description
ZM1HG	1U 19" HG MPO fiber panel, Sliding configuration, 12 slots, empty

HG MPO-LC Module

Features:

High quality PC module frame
Transparent color
Modular designation for convenience of installation
Precise component in high reliability and Low Loss



Specification

Parameter	Specification
Dimension	33×101×152.2(mm)
Color	Transparent in black
Material	PC

Physical Performance

Working Temperature	-20°C ~ 60°C
Storage Temperature	-40°C ~ 70°C
Relative Humidity	10% ~ 90%

Optical Performance

Parameters	Single-Mode	Multi Mode	Return Loss	≥ 60dB (MPO/APC)	≥ 20dB(MPO/PC)
	Insertion Loss (Maximum)	≤ 0.70dB(Standard MPO); ≤ 0.35dB(Low Loss MPO) ≤ 0.25dB(LC)			≥ 50dB (LC/UPC)

Part Number


Part Number	Description
ZCM12LC120S2HG	HG module, SM APC 12F MPO/Male-LC
ZCM12LC120M3HG	HG module, OM3 UPC 12F MPO/Male-LC
ZCM12LC120M4HG	HG module, OM4 UPC 12F MPO/Male-LC

Optical System

Bow Type Drop Cable

Features:

Strength member KFRP(or steel wire)
Good tensile Strength
LSZH sheath
Easy striped coated fiber



Optical Performance

Fiber category	-	OS2	OM3	OM4	OM5
Fiber core/Cladding(μm)	-	9/125	50/125	50/125	50/125
Wavelength(nm)	-	1310/1550	850/1300		
Attenuation(dB/km ,As cabled)	-	≤ 0.50/0.40	≤ 3.5/1.5		≤ 3.0/1.5
Overfilled Mode Bandwidth(MHz·km)	850nm	-	≥ 1500	≥ 3500	≥ 3500
	953nm	-	-	-	≥ 1850
	1300nm	-	≥ 500	≥ 500	≥ 500
Effective Mode Bandwidth(MHz·km)	850nm	-	≥ 2000	≥ 4700	≥ 4700
	953nm	-	-	-	≥ 2470

Mechanical and Environmental characteristics

Tensile(Long Term)	40N(FRP)	100N(Steel wire)
Tensile(short term)	80N(FRP)	200N(Steel wire)
Crush (Long Term)	500 N/10cm	
Crush (Short Term)	1000 N/10cm	
Min. Bend Radius (Dynamic)	20H	
Min. Bend Radius (Static)	10H	
Operating Temperature	-20°C ~ 60°C	
Storage Temperature	-40°C ~ 60°C	

Part Number

Part Number	Description
ZS2-FTTH*X	* Core GJXFH DROP cable,FRP,G.657.A1,LSZH
ZS2-FTTH*X-S	* Core GJXH DROP cable,Steel wire,G.657.A1,LSZH

*=fiber counts, 1,2,4

GYXT(Z)W Outdoor Central Tube Fiber Optic Cable

Features

- PE or LSZH sheath,good mechanical and physical properties
- Fiber gel provides excellent water blocking
- Symmetric parallel steel wires provides good tensile properties
- PSP armor provides crush properties
- Rodent resistance



Optical Performance

Fiber category	-	OS2	OM3	OM4	OM5
Fiber core/Cladding(μm)	-	9/125	50/125	50/125	50/125
Wavelength(nm)	-	1310/1550	850/1300		
Attenuation(dB/km ,As cabled)	-	≤ 0.50/0.40	≤ 3.5/1.5		≤ 3.0/1.5
Overfilled Mode Bandwidth(MHz·km)	850nm	-	≥ 1500	≥ 3500	≥ 3500
	953nm	-	-	-	≥ 1850
	1300nm	-	≥ 500	≥ 500	≥ 500
	850nm	-	≥ 2000	≥ 4700	≥ 4700
Effective Mode Bandwidth(MHz·km)	953nm	-	-	-	≥ 2470

Mechanical And Environmental Characteristics

Tensile(Long Term)	600N
Tensile(short term)	1500N
Crush (Long Term)	300 N/10cm
Crush (Short Term)	1000 N/10cm
Min. Bend Radius (Dynamic)	20D
Min. Bend Radius (Static)	10D
Operating Temperature	-40°C ~ 60°C
Storage Temperature	-40°C ~ 60°C

Part Number

Part Number	Description
ZS2-GYXTW*X	* Core GYXTW Outdoor central tube fiber optic cable ,OS2(9/125μm),PE
ZS2-GYXTZW*X	* Core GYXTW Outdoor central tube fiber optic cable ,OS2(9/125μm),LSZH

*=fiber counts, 1,2,4

GYT(Z)A/GYT(Z)S Outdoor Loose Tube Fiber Optic Cable

Features:

- PE or LSZH sheath,good mechanical and physical properties
- Fiber gel provides excellent water blocking
- APL/PSP armor provides crush properties
- Rodent resistance



Optical Performance

Fiber category	-	OS2	OM3	OM4	OM5
Fiber core/Cladding(μm)	-	9/125	50/125	50/125	50/125
Wavelength(nm)	-	1310/1550	850/1300		
Attenuation(dB/km ,As cabled)	-	≤ 0.36/0.22	≤ 3.5/1.5		≤ 3.0/1.5
Overfilled Mode Bandwidth(MHz·km)	850nm	-	≥ 1500	≥ 3500	≥ 3500
	953nm	-	-	-	≥ 1850
	1300nm	-	≥ 500	≥ 500	≥ 500
Effective Mode Bandwidth(MHz·km)	850nm	-	≥ 2000	≥ 4700	≥ 4700
	953nm	-	-	-	≥ 2470

Mechanical And Environmental Characteristics

Tensile(Long Term)	600N
Tensile(short term)	1500N
Crush (Long Term)	300 N/10cm
Crush (Short Term)	1000 N/10cm
Min. Bend Radius (Dynamic)	20D
Min. Bend Radius (Static)	10D
Operating Temperature	-40°C ~ 60°C
Storage Temperature	-40°C ~ 60°C


Part Number

Part Number	Description
ZS2-GYTA*X	* Core GYTA Outdoor loose tube fiber optic cable,OS2(9/125μm),PE
ZS2-GYTZA*X	* Core GYTZA Outdoor loose tube fiber optic cable,OS2(9/125μm),LSZH
ZM3-GYTA*X	* Core GYTA Outdoor loose tube fiber optic cable,OM3(50/125μm),PE
ZM3-GYTZA*X	* Core GYTZA Outdoor loose tube fiber optic cable,OM3(50/125μm),LSZH
ZM4-GYTA*X	* Core GYTA Outdoor loose tube fiber optic cable,OM4(50/125μm),PE
ZM4-GYTZA*X	* Core GYTZA Outdoor loose tube fiber optic cable,OM4(50/125μm),LSZH
ZS2-GYTS*X	* Core GYTS Outdoor loose tube fiber optic cable,OS2(9/125μm),PE
ZS2-GYTZS*X	* Core GYTZS Outdoor loose tube fiber optic cable,OS2(9/125μm),LSZH
ZM3-GYTS*X	* Core GYTS Outdoor loose tube fiber optic cable,OM3(50/125μm),PE
ZM3-GYTZS*X	* Core GYTZS Outdoor loose tube fiber optic cable,OM3(50/125μm),LSZH
ZM4-GYTS*X	* Core GYTS Outdoor loose tube fiber optic cable,OM4(50/125μm),PE
ZM4-GYTZS*X	* Core GYTZS Outdoor loose tube fiber optic cable,OM4(50/125μm),LSZH

*=fiber counts, 1,2,4

GYTA53 Outdoor Loose Tube Fiber Optic Cable

- Features**
 PE sheath, good mechanical and physical properties
 Fiber gel provides excellent water blocking
 APL(inner) and PSP(outer) armor provides excellent crush properties
 Rodent resistance



Optical Performance

Fiber category	-	OS2	OM3	OM4	OM5
Fiber core/Cladding(μm)	-	9/125	50/125	50/125	50/125
Wavelength(nm)	-	1310/1550	850/1300		
Attenuation(dB/km ,As cabled)	-	≤ 0.36/0.22	≤ 3.5/1.5		≤ 3.0/1.5
Overfilled Mode Bandwidth(MHz·km)	850nm	-	≥ 1500	≥ 3500	≥ 3500
	953nm	-	-	-	≥ 1850
	1300nm	-	≥ 500	≥ 500	≥ 500
Effective Mode Bandwidth(MHz·km)	850nm	-	≥ 2000	≥ 4700	≥ 4700
	953nm	-	-	-	≥ 2470

Mechanical And Environmental Characteristics

Tensile(Long Term)	600N
Tensile(short term)	1500N
Crush (Long Term)	300 N/10cm
Crush (Short Term)	1000 N/10cm
Min. Bend Radius (Dynamic)	20D
Min. Bend Radius (Static)	10D
Operating Temperature	-40°C ~ 60°C
Storage Temperature	-40°C ~ 60°C


Part Number

Part Number	Description
ZS2-GYTA53*X	* Core GYTA53 Outdoor loose tube fiber optic cable, OS2(9/125μm), PE

*=fiber counts, 4,6,8,12....

Indoor Fiber Optic Cable

- Features:**
 Indoor fiber cabling application
 Easy stripped tight buffered fiber
 Good cable tension performance by aramid yarn strength member
 Jacket material in LSZH



Optical Performance

Fiber category	-	OS2	OM3	OM4	OM5
Fiber core/Cladding(μm)	-	9/125	50/125	50/125	50/125
Wavelength(nm)	-	1310/1550	850/1300		
Attenuation(dB/km ,As cabled)	-	≤ 0.5/0.4	≤ 3.5/1.5		≤ 3.0/1.5
Overfilled Mode Bandwidth(MHz·km)	850nm	-	≥ 1500	≥ 3500	≥ 3500
	953nm	-	-	-	≥ 1850
	1300nm	-	≥ 500	≥ 500	≥ 500
Effective Mode Bandwidth(MHz·km)	850nm	-	≥ 2000	≥ 4700	≥ 4700
	953nm	-	-	-	≥ 2470

Mechanical And Environmental Characteristics

Tensile(Long Term)	130N (≤ 12Core);200N (> 12Core)
Tensile(short term)	440N (≤ 12Core);660N (> 12Core)
Crush (Long Term)	200 N/10cm
Crush (Short Term)	1000 N/10cm
Min. Bend Radius (Dynamic)	20D
Min. Bend Radius (Static)	10D
Operating Temperature	-20°C ~ 60°C
Storage Temperature	-20°C ~ 60°C

Part Number

Part Number	Description
ZTB9CM*X	* core indoor fiber optic cable, OS2(9/125μm), PVC
ZTB9HF*X	* core indoor fiber optic cable, OS2(9/125μm), LSZH(IEC 60332-1)
ZTB9HF*XC	* core indoor fiber optic cable, OS2(9/125μm), LSZH(IEC 60332-3-24)
ZTB50CM*X3	* core indoor fiber optic cable, OM3(50/125μm), PVC
ZTB50HF*X3	* core indoor fiber optic cable, OM3(50/125μm), LSZH(IEC 60332-1)
ZTB50HF*X3C	* core indoor fiber optic cable, OM3(50/125μm), LSZH(IEC 60332-3-24)
ZTB50CM*X4	* core indoor fiber optic cable, OM4(50/125μm), PVC
ZTB50HF*X4	* core indoor fiber optic cable, OM4(50/125μm), LSZH(IEC 60332-1)
ZTB50HF*X4C	* core indoor fiber optic cable, OM4(50/125μm), LSZH(IEC 60332-3-24)
ZTB50CM*X5	* core indoor fiber optic cable, OM5(50/125μm), PVC
ZTB50HF*X5	* core indoor fiber optic cable, OM5(50/125μm), LSZH(IEC 60332-1)
ZTB50HF*X5C	* core indoor fiber optic cable, OM5(50/125μm), LSZH(IEC 60332-3-24)

*=fiber counts, 4,6,8,12....

Optical System

Fiber Patch Panel

Features

Standard 19" installation
 Drawer structure for easy operation
 Modular design to support up to 96F (LC)
 Frontal cable manager



Specification

Parameter	Specification
Dimension	482×336.5×44.5(mm)
Color	Black
Material	SPCC

Physical Performance

Working Temperature	-40°C ~ 60°C
Storage Temperature	-40°C ~ 60°C
Relative Humidity	10% ~ 90%

Part Number

Part Number	Description
ZM1HK-E	1U 19" HK fiber panel, Sliding configuration, 4 slots, empty
ZO1DRF12LCD-E	12F LC fiber patch panel, Drawer type, with LC adaptor, splice tray
ZO1DRF24LCD-E	24F LC fiber patch panel, Drawer type, with LC adaptor, splice tray
ZO1DRF48LCD-E	48F LC fiber patch panel, Drawer type, with LC adaptor, splice tray
ZO1DRF96LCD-E	96F LC fiber patch panel, Drawer type, with LC adaptor, splice tray
ZO1DRF12SC-E	12F SC fiber patch panel, Drawer type, with LC adaptor, splice tray
ZO1DRF24SC-E	24F SC fiber patch panel, Drawer type, with LC adaptor, splice tray
ZO1DRF48SC-E	48F SC fiber patch panel, Drawer type, with LC adaptor, splice tray

Fiber Optic Patch Cord And Pigtail

Features

High premise components with high reliability
 100% inspection of fiber 2D&3D



Optical Performance

Parameters	Single-Mode	Multi Mode
Insertion Loss	≤ 0.25dB	
Return Loss	≥ 50dB (UPC) ≥ 60dB (UPC)	≥ 30dB(UPC)

Physical Performance

Working Temperature	-20°C ~ 60°C
Storage Temperature	-40°C ~ 70°C
Relative Humidity	10% ~ 90%

Part Number

Part Number	Description
ZOJ9LCD-*M	LC-LC Duplex FO patch Cord, OS2(9/125μm),PVC
ZOJ50LCD3-*M	LC-LC Duplex FO patch Cord, OM3(50/125μm)PVC
ZOJ50LCD4-*M	LC-LC Duplex FO patch Cord, OM4(50/125μm),PVC
ZOJ9LCDHF-*M	LC-LC Duplex FO patch Cord, OS2(9/125μm),LSZH
ZOJ50LCD3HF-*M	LC-LC Duplex FO patch Cord, OM3(50/125μm),LSZH
ZOJ50LCD4HF-*M	LC-LC Duplex FO patch Cord, OM4(50/125μm),LSZH
ZOJ9SCD-*M	SC-SC Duplex FO patch Cord, OS2(9/125μm),PVC
ZOJ50SCD3-*M	SC-SC Duplex FO patch Cord, OM3(50/125μm)PVC
ZOJ50SCD4-*M	SC-SC Duplex FO patch Cord, OM4(50/125μm),PVC
ZOJ9SCDHF-*M	SC-SC Duplex FO patch Cord, OS2(9/125μm),LSZH
ZOJ50SCD3HF-*M	SC-SC Duplex FO patch Cord, OM3(50/125μm),LSZH
ZOJ50SCD4HF-*M	SC-SC Duplex FO patch Cord, OM4(50/125μm),LSZH

Optical System

Fiber optic Adaptor

Features:

High quality materials
 Low Loss
 high reliability and repeatability



Specification

Housing	PC
Sleeve	Zirconia
Leaf	SUS304

Physical Performance

Working Temperature	-40°C ~ 60°C
Storage Temperature	-40°C ~ 60°C
Relative Humidity	10% ~ 90%

Part Number

Part Number	Description
ZCSMLCD	LC duplex adaptor,SM, flange, blue
ZCMM3LCD	LC duplex adaptor,OM3, flange, aqua
ZCMM4LCD	LC duplex adaptor,OM4, flange, violet
ZCSMSC	SC simplex adaptor,SM, flange, blue
ZCSMSCD	SC duplex adaptor,SM, flange, blue



ZHEJIANG ZHAOLONG INTERCONNECT TECHNOLOGY CO.,LTD.
International Trade Department
www.zhaolong.com.cn

® ZHAOLONG
STOCK CODE: 3 0 0 9 1 3

Engineering & Manufacturing Center

ADD: Shilin Industrial Zone, Xinshi town Deqing County town Shilin Industry Zone, Xinshi, Deqing, Zhejiang
E-mail: info@zhaolong.com.cn

Zhaolong' s Headquarter(Sales Center)

ADD: 7th Floor, 9th Building, Zone B, Zhongke Industrial Building, Keyuan Road, Wukang Town, Deqing County, Zhejiang Province, China
TEL: 400-8877-125

Zhaolong Interconnect' s Beijing Branch

ADD: No.502, Room 445, Floor 4, Building 1, No.1, Jinsong South Road, Chaoyang District, Beijing City, China

Zhaolong Interconnect' s Shanghai Branch

ADD: Room 702, Building A, the One-Center Building, Dalian Road, No.777, Huoshan Road, Yangpu District, Shanghai City, China

Hangzhou Zhaolong IoT Technology Co., Ltd.

ADD: Floor 3, Building B2, Zone B, Zhejiang University Alumni Business Headquarters Economic Park II, Yuhang District, Hangzhou City, Zhejiang Province

Zhaolong IOT' s Shenzhen Branch

ADD: 4th Floor, NO.2 Chungu Building, Meisheng Huigu Science and Technology Park, No.83 Dabao Road, 33 District, Shanghe Community, Xinan Street, Bao'an District, Shenzhen City, Guangdong Province, China

Zhaolong IOT' s Suzhou Branch

ADD: Unit 1121, Floor 11, No.2 West Suzhou Avenue, Suzhou Industrial Park, Wuzhong District, Suzhou City, Jiangsu Province, China

Zhaolong IOT' s Hefei Branch

ADD: Room 2406, Building 1, Vanke Center, intersection of Silihe Road and Qianshan Road, Luyang District, Hefei City, Anhui Province, China

Zhaolong' s Taipei Design Center

ADD: 2nd Floor, No. 42-5, Section 2, Chang'an East Road, Taipei City, Taiwan Province, China

LONGTEKINTERCONNECT(THAILAND)CO.,LTD

ADD: 369/32-33oo.6, BowinSubdistriet, SrirachaDistrict, ChonburiProvince,Thailand.